

## EVALUATION OF ANAEROBIC ABILITIES OF PHYSICAL EDUCATION AND SPORTS STUDENTS APPLYING THE RUNNING ANAEROBIC SPRINT TEST

Ratko Pavlović<sup>1</sup>, Ilona Mihajlović<sup>2</sup> and Nikola Radulović<sup>2</sup>

<sup>1</sup> Faculty of Physical Education and Sport, University of East Sarajevo, Bosnia & Herzegovina

<sup>2</sup> Faculty of Physical Education and Sport, University of Novi Sad, Serbia

Original scientific paper

### Abstract

Anaerobic abilities participate in most activities that are characterized by high intensity and short duration of activity. This type of endurance is the dominant activity in submaximal and maximal intensity. Conditioned by the good functioning of the cardiovascular and respiratory systems, morphological status, metabolism, muscle structure, etc. The research has conducted with the aim of evaluating anaerobic abilities of students of the Faculty of Physical Education and Sport of East Sarajevo and Novi Sad applying Running Anaerobic Sprint Test (RAST). The sample included a total of 40 male students, including 20 students from Eastern Sarajevo (age  $21 \pm 0,5$  years, average weight  $76,69 \pm 6,61$ kg) and (20 students from Novi Sad (age  $20 \pm 0,5$  years, the average weight  $76,75 \pm 9,49$ kg). The results showed almost identical values of anaerobic capacity of students who are expected for this population with little benefits students of East Sarajevo. The average strength of the lower extremities student East Sarajevo amounted to 594,79 W, compared to the students of the Novi Sad 574,12 W, which is a slight difference that is not statistically significant. A slightly higher average index of fatigue was recorded with students of Novi Sad from 8,45 suggesting a weaker state of anaerobic capacity in relation to the pattern of East Sarajevo, or lower tolerance to lactate.

**Key words:** anaerobic abilities, evaluation, Running Anaerobic Sprint Test (RAST), students

### Introduction

Anaerobic capacity is defined as the maximum amount of adenosine triphosphate that can be resynthesized via anaerobic metabolism during maximal exercise (Minahan, Chia, Inbar, 2007). Currently, the maximum accumulated oxygen deficit (MAOD) is considered the gold standard to estimate anaerobic capacity. In addition to being sensitive to anaerobic training Ramsbottom, Nevill, Nevill AM, et al. 1997; Roseguini, Silva, & Gobatto, 2008), MAOD is correlated with performance in high intensity efforts (Scott, Roby, Lohman, & Bunt, 1991) and it is used to validate other methods that evaluate anaerobic conditioning (Cooper, Baker, Eaton, & Matthews, 2004; Bertuzzi, Franchini, Ugrinowitsch, et al. 2010; Zagatto, Redkva, Loures, et al. 2011; Kaminagakura, Zagatto, Redkva, et al. 2012; Marcos, et al. 2013). To use MAOD to estimate anaerobic capacity is not easy. It requires several submaximal exercise bouts and one supramaximal exercise bout (Medbo, Mohn, Tabata, et al. 1988). It is also difficult to use MAOD during the periodized training routine. Furthermore, it is necessary to measure the oxygen uptake ( $VO_2$ ) during the exercise bouts, which makes the methodological use of MAOD a high financial cost. As a result of these factors, it is important to identify easier application at a lower cost. This would enable the widespread use of the procedures in the evaluation and monitoring of sports training. For example, the Wingate test (WanT) (Nummela, Hämmäläinen, & Rusko, 2007), jump tests (Hoffman, & Kang, 2002), attained running (Zemková & Hamar, 2004), and the maximal anaerobic running test (MART) (Nummela, Hämmäläinen, & Rusko, 2007) are inexpensive and commonly used.

These methodologies have been studied for a considerable period of time, and they have been applied in the evaluation of anaerobic power of athletes (Moore, Murphy, 2003; Zagatto, et al. 2011), healthy subjects and cardiac patients (Gardner, Osborne, D'auria, & Jinkins, 2003; Weber & Schneider, 2002; Mezzani, Corrà, & Andriani, 2008). Several studies have demonstrated a relationship between the parameters measured from WanT and anaerobic capacity (Minahan, Chia, & Inbar, 2007). Minahan, et al. showed that the mean power (MP) and fatigue index (FI) from WanT were correlated with MAOD. Green et Dawson (1995) reported that the mean power, peak lactate and/or fatigue index can estimate the activity of the glycolytic system and represent rate of anaerobic capacity. The running-based anaerobic sprint test (RAST), which is adaptation of the WanT to running (Zacharogiannis, Paradisis, & Tziortzis, 2004; Paradisis, Tziortzis, Zacharogiannis, et al. 2005; Meckel, Machnai, & Eliakim, 2009), has been widely used to assess anaerobic fitness. The RAST output (i.e., peak, power, mean power, fatigue index, maximal speed, and mean speed) are similar to those determined in WanT, showing high correlations with the same variables. Zagatto et al. 2011 showed that the RAST is a reproducible and valid procedure for assessing anaerobic power. It is acknowledged as a good predictor of running performance (35 to 400 m), which can be easily added to be training routine. Additionally, this methodology is used to evaluate athletes in many sports such as soccer (Alizadeh, Hovanloo, & Safania, 2010; da Silva, Guglielmo, & Bishop, 2010; Keir, Thériault, & Serresse, 2013), basketball (Balciunas, Stonkus, Abrantes, & Sampaio, 2006).

However, despite the easy, specificity, and low costs involved in applying the RAST, additional analysis is needed. The purpose of study Kaminagakura, et al. (2012) was to determine if the use of the running-based anaerobic sprint test (RAST) could be used to predict anaerobic capacity in running athletes. Eleven male middle-distance runners ( $21 \pm 1$  yrs) volunteered to take part in this study. The maximum accumulated oxygen deficit (MAOD) was determined during running on a treadmill, and the RAST was determined during running on a track. None of the variables associated with RAST output (peak power, mean power, fatigue index, and maximal and mean velocities) was significantly correlated with MAOD. Thus, the findings indicate that the use of the RAST does not predict anaerobic capacity in running. The connection between the kinematic parameters measured during the first 10 seconds of the 100m sprint and anaerobic endurance test male students of physical education conducted Berthoin, Dupont, Mary, & Gerbeaux, (2001). Study Nesser, Latin, Berg, & Prentice (1996) examined 20 male athletes on a number of physiological variables to determine which may account for the most variation in 40-m sprint performance. The athletes were tested on 40-m sprint, 10-m sprint, a 5-step jump, vertical jump, Wingate anaerobic cycle power, and isokinetic peak torque of the knee and hip at speeds differences were identified as predictors of 40-m sprint performance. The results indicate that both 10-m sprint and 5-step jump can be used to predict 40-m sprint performance. Zagatto, Beck, & Gobatto (2009) was to investigate the reliability and validity of the running anaerobic sprint test (RAST) in anaerobic assessment and predicting short-distance performance. Forty members of the armed forces were recruited for this study (age  $19,78 \pm 1,18$  years; body mass  $70,34 \pm 8,10$  kg; height  $1,76 \pm 0,53$  m; body fat  $15,30 \pm 5,65$  %).

The study was divided in two stages. The first stage investigated the reliability of the RAST using a test-retest method; the second stage aimed to evaluate the validity of the RAST comparing the results with the Wingate test and running performances of 35, 50, 100, 200, and 400 m. The RAST had significant correlations with the Wingate test (peak power  $r=0,46$ ; mean power  $r=0,53$ ; fatigue index  $r=0,63$ ) and 35, 50, 100, 200, and 400 m performances scores ( $p < 0,05$ ). The main purpose of the present study Cipryan, & Gajda (2011) is to investigate the relationship between anaerobic power achieved in repeated anaerobic exercise and aerobic power. The study group consisted of 40 soccer players (age  $17,3 \pm 1,36$  years). All participants performed 3 tests: a running-based anaerobic sprint test (RAST), a graded treadmill test (GXT), and a multistage fitness test (20mPST). A statistically significant correlation was found among peak power in the GXT and the maximum ( $r = 0.365$ ,  $p=0.02$ ), minimum ( $r=0.334$ ,  $p=0.035$ ) and average ( $r=0.401$ ,  $p=0.01$ ) power in the RAST. No relationships were found between  $VO_{2max}$  obtained from both aerobic tests and any performance indices in the RAST.

A statistically significant correlation was found between the  $VO_{2max}$  obtained from the spiroergometry examination (GXT) and the calculated  $VO_{2max}$  of 20mPST ( $r=0.382$ ,  $p=0.015$ ). In conclusion, the level of  $VO_{2max}$  does not influence the performance indices in the RAST in elite junior soccer players. It is possible that the modification of anaerobic test protocol or a more heterogeneous study group would influence the results. The estimation of the  $VO_{2max}$  in the 20mPST is too inaccurate and should not replace the laboratory spiro ergometry examination. A similar study of the author (Kolic, Babic, & Šentija, 2012) with the aim of comparing the parameters of aerobic capacity, measured by two tests of progressive load on the treadmill of varying duration in the runner. Research has shown that when comparing the results of tests of progressive burden necessary to take account of the implemented protocol, or the duration of the test. The studies exploring the influence of resistance training on endurance in men have produced inconsistent results. The aim of study Šentija, Maršić, & Dizdar (2009) was to examine the influence of an Olympic weight lifting training programme on parameters of aerobic and anaerobic endurance in moderately physically active men. Eleven physical education students (age:  $24.1 \pm 1.8$  yr, height:  $1.77 \pm 0.04$  m, body mass:  $76.1 \pm 6.4$  kg;  $X \pm SD$ ) underwent a 12-week, 3 times/wk training programme of Olympic weight lifting.

Specific exercises to master the lifting technique, and basic exercises for maximal strength and power development were applied, with load intensity and volume defined in relation to individual maximal load (repetitio maximalis, RM). Parameters of both, aerobic and anaerobic endurance were estimated from gas exchange data measured during a single incremental treadmill test to exhaustion, which was performed before, and after completion of the 12-wk programme. After training, there was a small, but significant increase in body mass ( $75,8 \pm 6,4$  vs.  $76,6 \pm 6,4$ ,  $p < 0,05$ ) and peak  $VO_2$  ( $54,9 \pm 5,4$  vs.  $56,4 \pm 5,3$  mL  $O_2$ /min/kg,  $p < 0,05$ ), with no significant change of the running speed at the anaerobic threshold (VAT) and at exhaustion ( $V_{max}$ ) (both  $p > 0,05$ ). However, there was a significant increase of anaerobic endurance, estimated from the distance run above VAT, from VAT to  $V_{max}$  ( $285 \pm 98$  m vs  $212 \pm 104$  m,  $p < 0,01$ ). The results of this study indicate that changes in both, anaerobic and aerobic endurance due to a 12-wk period of strength training in untrained persons can be determined from a single incremental treadmill test to exhaustion.

The possible causes of those training effects include several possible mechanisms, linked primarily to peripheral adaptation. Rare are studies which analyze the anaerobic capacity of students physical education and sport by applying RAST. Zemkova and Hamar (2004) on a sample of 17 students of Physical Education conducted a survey with the aim of comparing parameters of anaerobic capacity (maximum and average power, fatigue index and

blood lactate) obtained the maximum 30 second test performed on the isokinetic cycle ergometer with those parameters collected running test on treadmill with overcoming resistance. Correlation analysis showed a high correlation between the parameters of anaerobic capacity obtained during the run on the carpet for a period of 30 seconds with the driving resistance of the driving isokinetic cycle ergometer, such as maximum power ( $r = 0,877$ ), average power ( $r = 0,920$ ) and fatigue index ( $r = 0,896$ ). Run with overcoming resistance and isokinetic cycling did not differ significantly even at maximum power ( $745,2 \pm 143,7W$  and  $757,1 \pm 130,7W$ ) either at the average strength ( $598,4 \pm 87,6W$  and  $614,9 \pm 80,6W$ ).

However, the fatigue index and blood lactate concentrations were significantly higher in the maximum were running with overcoming resistance ( $30,8 \pm 6,1\%$  and  $12,5 \pm 1,3 \text{ mmol / L}$ ,  $p < .05$ ). Taking into account that showed no statistically significant difference in the manifest average and maximum power used between the modalities of exercise, it can be concluded that the maximum running on the treadmill for 30 seconds with overcoming resistance to an acceptable alternative for the assessment of anaerobic capacity. However, compared to isokinetic cycling, can be expected over the index values of fatigue and blood lactate concentrations. It is in the absence of research with students of physical education and sport with the aim of evaluating the application of capability of anaerobic Running anaerobic sprint test (RAST) conducted this research. The main objective of the research is to evaluate the anaerobic capacity of students Physical education and sport by applying Running Anaerobic Sprint Test.

## Methods

The study included a total of 40 students of Physical Education and Sport, of which 20 students of East Sarajevo (age  $21 \pm 0.5$  years, average weight  $76.69 \pm 6,61\text{kg}$ ) and 20 students from Novi Sad (age  $20 \pm 0,5$  years, the average težine  $76,75 \pm 9,49\text{kg}$ ) males. For the evaluation of anaerobic capacity of students applied to the Running Anaerobic Sprint Test (RAST).

### *Description of the experimental procedure*

By Draper and Whyte, 1997, The advantage of using the RAST for measuring anaerobic power is that it allows for the execution of movements more specific to sporting events that use running as the principal style of locomotion, is easily applied and low cost, and due to its simplicity can easily be incorporated into routine training. This procedure is reliable and valid, and can be used to measure running anaerobic power and predict short-distance performances. RAST is similar to the Wingate ANaerobic 30 cycle Test (WANT) in that it provides coaches with measurements of power and fatigue index. WANT is more specific for cyclists whereas the RAST provides a test that can be used with athletes where running is the primary method of movement.

### *Required Resources*

To undertake this test you will require (400 metre track, Two Cones, Two Stopwatches, Two Assistants). This test requires the athlete to undertake six 35 metre sprints with 10 seconds recovery between each sprint.

- The 1st assistant weighs and records the athlete's weight
- The athlete warms up for 10 minutes
- The assistants mark out a 35 metre straight on the track with the cones
- The assistants each have a stopwatch
- The athlete completes six 35 metre runs at maximum pace with 10 seconds allowed between each sprint for turnaround as follows:

- 1) The athlete, using a standing start, gets ready to sprint;
- 2) The 2nd assistant gives the command GO for the athlete to start and the 1st assistant starts his/her stopwatch;
- 3) When the athlete completes the 35 metres (- the 1st assistant stops his/her stopwatch, records the time and resets the stopwatch); (- the 2nd assistant starts his/her stopwatch to time the 10 second turnaround);
- 4) When 10 seconds has elapsed the 2nd assistant gives the command GO for the athlete to start, rests the stopwatch and the 1st assistant starts his/her stopwatch;
- 5) 3 and 4 are repeated six times.

## Results

In Tables 1 and 2 are presented with basic statistical parameters defined sample of students of East Sarajevo and Novi Sad. The numerical parameters are defined earned time in six replicate runs (35m) as well as the strength of the lower extremities expressed in watts. Looking at Table 1, may be concluded with a sample of students of East Sarajevo is serious homogeneity in the results of repeated running in the test (RAST) as evidenced by the range of results and the value of SD (Table 1). In this sample is notable linear decrease the speed of running as expected because a consequence of fatigue accumulation of lactate in the blood (Figure 1). The average time in the first running accounted for 5,38 sec. ( $W1=733,46$ ), and in the last six 5,87sec ( $W6=482,21$ ). From the first to the sixth running, decreased rate of 0.78 sec. A sample of Novi Sad also defined a substantial homogeneity of the results, which is evident from the range of results and the value of SD (Table 2). There is also a linear decrease running speed, where the average rate of the first run was 5,38 sec. ( $W1=617,74$ ), and in the latter 5,87sec. ( $W6=481,49$ ). Speed reduction was for 0,49sec, which is also a consequence of the accumulation of lactate and decrease power limbs. Winning values *skjunisa* and *kurtosis* both samples indicate that the distribution of all the analyzed variables approximately normal distribution. Table 3 defines the basic statistical parameters Fatigue Index and the overall average, minimum and maximum values of the lower extremities students. The average power of students of East Sarajevo amounted to 594,79 W, (Figure 4) with a minimum score of 357,80W and a maximum of 897,70W.

Table 1 Basic statistical parameters of East Sarajevo students (N = 20)

	Mean	Min.	Max.	Range	SD	Skew.	Kurt.
Time 1	5,10	4,46	6,18	1,72	,47	,49	,39
Watts 1	733,46	410,50	1064,40	653,90	177,42	,25	-,34
Time 2	5,31	4,63	6,20	1,57	,41	,14	,27
Watts 2	646,01	406,50	933,10	526,60	142,29	,43	-,01
Time 3	5,44	4,72	6,40	1,68	,43	,27	,46
Watts 3	601,11	369,60	881,10	511,50	133,24	,61	,43
Time 4	5,52	4,63	6,50	1,87	,45	-,05	,77
Watts 4	579,71	352,80	951,40	598,60	143,15	1,07	1,95
Time 5	5,70	4,82	6,60	1,78	,49	-,07	-,56
Watts 5	525,38	337,00	843,30	506,30	131,73	,94	,86
Time 6	5,87	5,10	7,10	2,00	,52	,71	,81
Watts 6	482,21	270,70	711,90	441,20	113,62	,28	-,07
Watts Total	594,79	357,80	897,70	539,70	132,90	,58	,89

/Mean (average value); Min (minimal result); Max (maximal result); Rang (range result); SD (standard deviation); Skew. (skewness), Kurt. (kurtosis)

Table 2 Basic statistical parameters of Novi Sad students (N = 20)

	Mean	Min.	Max.	Range	SD	Skew.	Kurt.
Time 1	5,38	4,79	5,84	1,05	,32	-,20	-,95
Watts 1	617,74	401,80	894,70	492,90	140,19	,19	-,80
Time 2	5,15	4,57	5,73	1,16	,32	,33	-,39
Watts 2	700,14	464,70	1082,70	618,00	143,52	,62	1,22
Time 3	5,41	4,80	5,93	1,13	,30	,01	-,33
Watts 3	604,20	381,00	904,60	523,60	126,23	,66	,53
Time 4	5,63	4,90	6,44	1,54	,38	,37	,21
Watts 4	539,03	317,70	774,40	456,70	113,26	,18	,16
Time 5	5,74	5,36	6,41	1,05	,30	,98	,03
Watts 5	502,04	375,90	656,40	280,50	85,82	,33	-,70
Time 6	5,87	4,99	6,86	1,87	,42	,16	,79
Watts 6	481,49	313,20	698,80	385,60	110,14	,30	-,65
Watts Total	574,12	403,20	733,50	330,30	100,53	,01	-1,18

/Mean (average value); Min (minimal result); Max (maximal result); Rang (range result); SD (standard deviation); Skew. (skewness), Kurt. (kurtosis)

Table 3. The basic statistical parameters Index Fatigue (FI) and leg Power students

	Mean	Min.	Max.	Range	SD	Skew.	Kurt.
Watts Total (E. Sarajevo)	594,79	357,80	897,70	539,70	132,90	,58	,89
Fatigue Index (E.Sarajevo)	7,80	3,59	16,76	13,18	3,91	1,21	,51
Watts Total (N. Sad)	574,12	403,20	733,50	330,30	100,53	,01	-1,18
Fatigue Index (N.Sad)	8,45	4,46	16,58	12,12	3,12	,93	,82

/Mean (average value); Min (minimal result); Max (maximal result); Rang (range result); SD (standard deviation); Skew. (skewness), Kurt. (kurtosis)

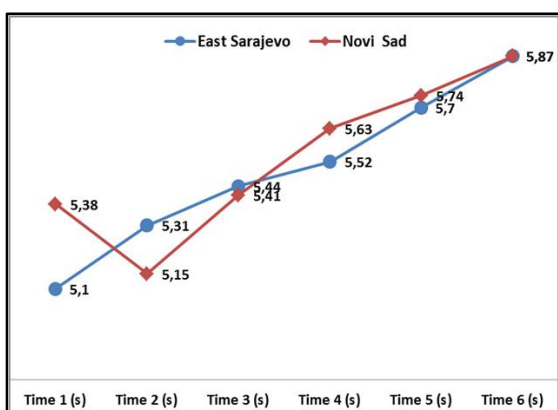


Figure 1. Time running of students

Based on the strength values obtained fatigue index (FI) of 7,80, with a minimum values of FI=3,59 and a maximum 16,76. The average power of students of Novi Sad amounted to 574,12W, with minimum 403,20W and maximum 733,50W.

Slightly higher average index of fatigue was recorded with students of Novi Sad of FI=8,45 (Figure 3), which indicates weaker state of anaerobic capacity in relation to the pattern of East Sarajevo, or lower tolerance to lactate.

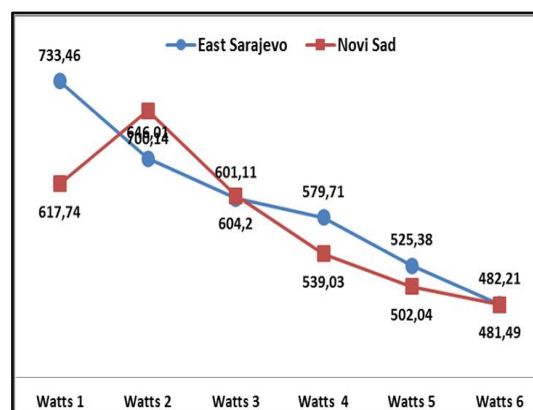


Figure 2. Power-Watts of students

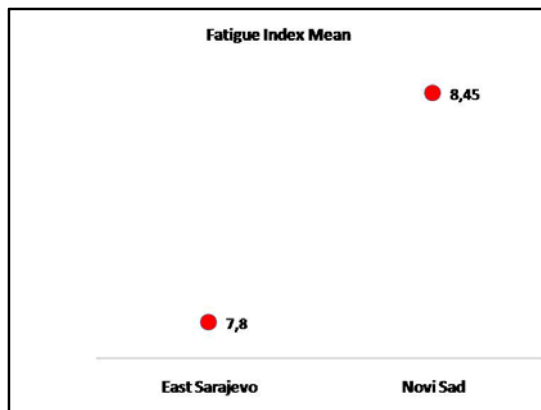


Figure 3. Fatigue Index Mean of students




Figure 4. Power Total Mean

## Discussion

The research was conducted in order to evaluate the anaerobic abilities of students of Physical Education and Sports from East Sarajevo and Novi Sad applying Running Anaerobic Sprint Test (RAST). What has defined this pattern is the fact that it is mainly about subjects to which the sport is the field of action. Also, the assumption is that the level of their aerobic and anaerobic capabilities is at a high level, as confirmed by the results of research. Anaerobic potential is specific to individual sports and it depends on the nature of sport, that is from their intensity (Townsend, Stout, Morton, Jajtner, et al., 2013). Anaerobic capacities mainly dominate in the activities of short duration (jumping, running, throwing). Studies by other authors (Granier et al., 1995; Groussard., Rannou-Bekono., Machefer, & et al. (2003) have confirmed that anaerobic sprint exercises lead to significant oxidative changes in the composition of blood (da Silva, Guglielmo, & Bishop, 2010).

During intense exercise, muscle and blood lactate can rise to very high levels. Lactate accumulation causes an increased concentration of hydrogen ions and corresponding acidosis, a primary factor in muscle fatigue. Athletes with high fatigue index numbers should train to improve lactate tolerance in order to promote quicker recoveries from explosive bursts of speed and power.

Lactate tolerance training usually starts midway through the pre-season, after an aerobic base has been built with continuous or interval training. Drills involving repetitions of sprints and shuttle runs produce high levels of lactic acid; as the body's tolerance to lactate grows, so does its capacity for efficient removal. Based on the presented results, it can be concluded that the anaerobic potential of students of Physical Education and Sports East Sarajevo and Novi Sad is average for this population. These values are the result of the state of the cardiovascular system, as well as the functional abilities of students, that has been confirmed in earlier studies (Weber & Schneider, 2002; Mezzani, Corr, & Andriani, 2008; Keir, Thériault, & Serresse, 2013). Linear decrease of power results in students is expected, because experiencing the first signs of fatigue, caused by the accumulation of lactic acid in the blood and the inability of the body to recover enough for the next running. Although RAST is performed on the principle of changing of activity and rest, rest is insufficient to recover the body, but the activity continues in terms of oxygen debt and an increased concentration of lactate in the blood (Nesser, Latin, Berg, et Prentice, 1996; Zagatto, Beck & Gobatto, 2009). Generally, students of East Sarajevo and Novi Sad, achieved almost approximate values of speed of repeated running and strength of the lower extremities (Figures 1, 2). The total average power of students of East Sarajevo amounted to 594,79 Watts, with a minimum result of 357,80 and a maximum of 897,70 Watts. Average power of students in Novi Sad amounted to 574,12 Watts, with minimum and maximum 403,20 733,50Watts suggesting a weaker condition of anaerobic capacity in relation to the pattern of East Sarajevo, or the lower tolerance to lactic acid (lactate).

Our results differ significantly from the results of Zemke and Hamara (2004), because it reached higher values of average and maximum power, and thus are of better anaerobic potential. As previously stated, the anaerobic potential is dominant in the short and long running sprint in athletics or running 100, 200 and 400m. The aim of study (Paradis, Tziortzis, Zacharogiannis, et al. 2005) was to investigate the correlations of the running-based anaerobic sprint test (RAST) and performance on the 100, 200, 400m distance tests. The correlations coefficients were statistically significant with an exception of the fatigue index 2, where the performance of the 100m was highly correlated and the 200m and 400m were highly correlated with the average power. It could be concluded that RAST correlated significantly with the performance in short distances and it could predict any changes in the performance and could be used as a training tool in anaerobic training. The running-based anaerobic sprint test (RAST) has been adapted from the Wingate anaerobic test (WAnT) protocol as a tool to assess RSA and anaerobic power (Keir, Thériault, & Serresse (2013). Also, some studies examine possible gender differences in terms of aerobic and anaerobic endurance (Novak, Vučetić, & Žugaj, 2013).

The results indicate that values achieved by tennis players approximate most different those of the middle and long distance runners. This singles out the possible importance of the anaerobic capacity and the high level of sprint endurance in tennis players. The possibility of improvements were anaerobic endurance and its performance can be achieved through circuit training. The purpose of study *Taskin* (2009) was to determine the effect of circuit training directed toward motion and action velocity over the sprint-agility and anaerobic endurance. A total of 32 healthy male physical education students with a mean age of  $23.92 \pm 1.51$  years were randomly allocated into a circuit training group (CTG;  $n=16$ ) and control group (CG;  $n=16$ ). A circuit training consisting of 8 stations was applied to the subjects 3 days a week for 10 weeks.

Circuit training program was executed with 75% of maximal motion numbers in each station. Pre- and posttraining testing of participants included assessments of sprint-agility and anaerobic endurance. Following training, there was a significant ( $p < 0.05$ ) difference in sprint-agility between pre- and posttesting for the CTG (pretest =  $14.76 \pm 0.48$  seconds, posttest =  $14.47 \pm 0.43$  seconds). Also, there was a significant ( $p < 0.05$ ) difference in anaerobic endurance between pre- and posttesting for the CG (pretest =  $31.53 \pm 0.48$  seconds, posttest =  $30.73 \pm 0.50$  seconds). In conclusion, circuit training, which is designed to be performed 3 days a week during 10 weeks of training, improves sprint-agility and anaerobic endurance. The objective of study *Plevnik, Vučetić, Sporiš, et al.* 2013 was to determine the differences between male and female athletes competing in the 400m running event, in the parameters for the assessment of not only aerobic and anaerobic energy capacity but also other physiological parameters. A statistically significant difference was found in the parameters for the assessment of aerobic energy capacity in favour of male athletes. Significantly higher values of anaerobic capacity were found in male sprinters (5,7 km/h) compared to female sprinters (4,5 km/h). In other physiological parameters such as HRmax values and HR at VT there were no statistically significant differences.

It can be concluded that it is necessary to determine whether there are differences in these parameters between male and female sprinters which will result in a more organized plan for the collective training process. The main of study *da Silva, Guglielmo, & Bishop* (2010) was to investigate the relationship between physiological variables related to aerobic fitness (maximal oxygen uptake: VO<sub>2</sub>max; the minimum velocity needed to reach VO<sub>2</sub>max: vVO<sub>2</sub>max; velocity at the onset of blood-lactate accumulation: vOBLA) and repeated sprint ability (RSA) in elite soccer players. A significant negative correlation was found between both vOBLA and vVO<sub>2</sub>max and MT during the RSA test ( $r = -0.49$ ,  $p < 0.01$ ;  $r = -0.38$ ,  $p < 0.05$ , respectively). There were also negative correlations between Sdec and vOBLA ( $r = -0.54$ ),

vVO<sub>2</sub>max ( $r = -0.49$ ) and VO<sub>2</sub>max ( $r = -0.39$ ). The multiple regression revealed that the aerobic (vOBLA) and anaerobic (FT) components explained approximately 89% of the variance of MT. The results of this study demonstrated that RSA is more strongly correlated with vOBLA and vVO<sub>2</sub>max than the more commonly measured VO<sub>2</sub>max. Based on the results, it can be concluded that the anaerobic capacities are extremely important regardless in what form will be their evaluation, by which protocol and on which population (*Novak, Vucetic, & Žugaj*, 2013). The studied population of students of physical education and sport is from different sports disciplines so the anaerobic capacities are primary in their activities, that's why were expected expressed values of anaerobic capacities, what supports the research of *Zagatto, et al.* 2011; *Kaminagakura, et al.* 2012. The same applies to most sports, for example in football the aerobic system plays a significant role in the maintenance of intensity level during a soccer game, which is characterized by short bursts of activities (*Cooper, Baker, Eaton, & Matthews*, 2004).

Anaerobic performance of repeated brief efforts imposes different physiological stress than a single prolonged activity and, thus, may reflect different physiological capabilities (*Meckel, Machnai, & Eliakim*, 2009; *Brocherie, Girard, Forchino Al Haddad, et al.* 2014). It has been also confirmed that the anaerobic capacities are independent of morphological dimensions, and they are in correlation with physiological parameters, metabolic processes of the body and muscle structure (*Gastin*, 1993; *Keir, Thériault, & Serresse*, 2013).

This research is a good guideline for future studies of this issue in terms of determination and evaluation of possible differences in anaerobic capacities and fatigue index of the same or different populations.

## Conclusion

The study included a total of 40 students of Physical Education and Sport, of which 20 students of East Sarajevo (age  $21 \pm 0,5$  years, average weight  $76,69 \pm 6,61$ kg) and 20 students from Novi Sad (age  $20 \pm 0,5$  years, the average weight  $76,75 \pm 9,49$ kg) males. For the evaluation of anaerobic capacity of students applied to the Running Anaerobic Sprint Test-RAST. The results showed almost identical values of anaerobic capacities of students who are expected for this population with small advantage to the students of East Sarajevo.

The average strength of the lower extremities of students of East Sarajevo amounted to 594,79 W (FI=7,80) compared to students of Novi Sad 574,12 W (FI=8,45), which is a slight difference that is not statistically significant. The obtained values of power and fatigue index point to weaker state of anaerobic abilities of students of Novi Sad in relation to the pattern of East Sarajevo, or lower tolerance to lactate.

## References

- Alizadeh, R., Hovanloo, F., & Safania, A.M. (2010). The relationship between aerobic power and repeated sprint ability in young soccer players with different levels of VO<sub>2</sub> max. *J Phys Educ Sp Manag.* 27, 86-92.
- Balciunas, M., Stonkus, S., Abrantes, C., & Sampaio, J. (2006). Long term effects of different training modalities on power, speed, skill and anaerobic capacity in young male basketball players. *J Sports Sci Med.* 5, 163-170.
- Berthoin, S., Dupont, G., Mary, P., & Gerbeaux, M (2001). Predicting Sprint Kinematic Parameters From Anaerobic Field Tests in Physical Education Students. *Journal of Strength & Conditioning Research,* 15 (1), 75-80.
- Bertuzzi, R.C.M., Franchini, E., Ugrinowitsch, C., et al. (2010). Predicting MAOD using only a supramaximal exhaustive test. *Int J Sports Med.* 3, 477-481.
- Brocherie, F., Girard, O., Forchino, F., Al Haddad, H., Dos Santos, G.A., & Millet, GP. (2014). Relationships between anthropometric measures and athletic performance, with special reference to repeated-sprint ability, in the Qatar national soccer team. *J Sports Sci.* 32(13), 1243-1254.
- Cooper, S.M., Baker, J.S., Eaton, Z.E., & Matthews, N. (2004). A simple multistage field test for the prediction of anaerobic capacity in female games players. *Br J Sports Med.* 38, 784-789.
- Cipryan, L., & Gajda, V. (2011). The Influence of Aerobic Power on Repeated Anaerobic Exercise in Junior Soccer Players. *Journal of Human Kinetics,* 28(1), 63-71.
- Draper, N., & Whyte, G. (1997). Here's a new running based test of anaerobic performance for which you need only a stopwatch and a calculator. *Peak Performance,* 96, 3-5.
- Gastin, P.B. (2007). Quantification of anaerobic capacity. *Scand J Med Sci Sports.* 1994;4:91-112. Minahan C, Chia M, Inbar O. Does power indicate capacity? 30-s Wingate anaerobic test vs.maximal accumulated O<sub>2</sub> deficit. *Int J Sports Med,* 28, 836-843.
- Granier, P., Mercier, B., Mercier, J., Anselme, F., & Préfaut, C. (1995). Aerobic and anaerobic contribution to Wingate test performance in sprint and middle-distance runners. *European Journal of Applied Physiology and Occupational Physiology,* 70(1), 58-65.
- Green, S., Dawson, B.T. (1995). The oxygen uptake-power regression in cyclists and untrained men:Implications for the accumulated oxygen deficit. *Eur J Appl Physiol,* 70, 351-359.
- Hoffman, J.R., & Kang, J. (2002). Evaluation of a new anaerobic power testing system. *J Strength Cond Res.* 16, 114-142.
- Kaminagakura, E.I., Zagatto, A.M., Redkva, P.E., Gomes, E.B., Loures, J.P., Kalva-Filho, C.A., Franco, V.H., & Papoti M. (2012). Can Running-Based Anaerobic Sprint Test be used to Predict Anaerobic Capacity? *Journal of Exercise Physiology,* 15(2), 90-99.
- Keir, D.A., Thériault, F., & Serresse, O. (2013). Evaluation of the running-based anaerobic sprint test as a measure of repeated sprint ability in collegiate-level soccer players. *J Strength Cond Res.* 27(6),1671-1678.
- Kolić, L., Babić, V., & Šentija, D. (2012). Usporedba pokazatelja aerobnog energetskog kapaciteta dobivenih različitim protokolima opterećenja u trkačica. *Hrvatski športskomedicinski vjesnik,* 27 (1), 17-23.
- Medbo J, Mohn A, Tabata I, et al. (1998). Anaerobic capacity determined by maximal accumulated O<sub>2</sub> deficit. *J Appl Physiol.* 64, 50-60.
- Moore, A., & Murphy, A. (2003). Development of an anaerobic capacity test for field sport athletes. *J Sci Med Sport.* 6, 275-284.
- Mezzani, A., Corrà, U., Andriani, C., et al. (2008). Anaerobic and aerobic relative contribution to total energy release during supramaximal effort in patients with left ventricular dysfunction. *J Appl Physiol.* 104, 97-102.
- Minahan, C., Chia, M., & Inbar, O. (2007). Does power indicate capacity? 30-s Wingate anaerobic test vs. maximal accumulated O<sub>2</sub> deficit. *Int J Sports Med,* 28, 836-843.
- Gardner, A., Osborne, M., D'auria, S., & Jinkins, D. (2003). A comparison of two methods for the calculation of accumulated oxygen deficit. *J Sports Sci,* 21, 155-162.
- Meckel, Y., Machnai, O., & Eliakim, A. (2009). Relationship among repeated sprint tests, aerobic fitness, and anaerobic fitness in elite adolescent soccer players. *J Strength Cond Res,* 23(1), 163-169.
- Marcos, R.Q.. et al. (2013). Validity of the RAST for evaluating anaerobic power performance as compared to Wingate test in cycling athletes. *Journal of Physical Education,* 19(4), 696-702.
- Nummela, A., Hämäläinen, I., & Rusko, H. (2007). Comparison of maximal anaerobic running tests on a treadmill and track. *J Sports Sci,* 25, 87-96.
- Novak, D., Vučetić, V., & Žugaj, S. (2013). Differences in Energy Capacities between Tennis Players and Runners. *Coll. Antropologicum,* 37(Supp. 2), 107-112.
- Nesser, T.W., Latin, R.W., Berg, K., & Prentice, E. (1996). Physiological Determinants of 40-Meter Sprint Performance in Young Male Athletes. *Journal of Strength & Conditioning Research,* 10(4), 263-267.
- Paradisis, G.P., Tziortzis, E., Zacharogiannis, A., Smirniotou, A., & Karatzanos, L. (2005). Correlation of the running-based anaerobic sprint test (RAST) and performance on the 100m,200m and 400m distance tests. *Journal of Human Movement Studies,* 49, 77-92.
- Plevnik, M., Vučetić, V., Sporiš, G., Fiorentini, F., Milanović, Z., & Miškulin, M. (2013). Physiological Responses in Male and Female 400m Sprinters. *Hrvatski časopis za odgoj i obrazovanje,* 15(4), 93-109.

- Ramsbottom, R., Nevill, M.E., Nevill, A.M., et al. (1997). Accumulated oxygen deficit and shuttle-run performance in physically active men and women. *J Sports Sci*, 15, 207-214.
- Roseguini, A.Z., Silva, A.S., & Gobatto, C.A. (2008). Determinações e relações dos parâmetros anaeróbios do RAST, do limiar anaeróbio e da resposta lactácida obtida no início, no intervalo e ao final de uma partida oficial de handebol. *Braz J Sports Med*, 14, 46-50.
- Scott, C.B., Roby, F.B., Lohman, T.G., & Bunt, J.C. (1991). The maximally accumulated oxygen deficit as an indicator of anaerobic capacity. *Med Sci Sports Exerc*, 23, 618-624.
- da Silva, J.F., Guglielmo, L.G., & Bishop, D. (2010). Relationship between different measures of aerobic fitness and repeated-sprint ability in elite soccer players. *J Strength Cond Res*, 24(8), 2115-2121.
- Šentija, D., Maršić, T., & Dizdarević, D. (2009). The Effects of Strength Training on Some Parameters of Aerobic and Anaerobic Endurance. *Coll. Antropol*, 33(1):111-116.
- Townsend, J.R., Stout, J.R., Morton, A.B., Jajtner, A.R., Gonzalez, A.M., Wells, A.J., Mangine, G.T., McCormack, W.P., Emerson, N.S., Robinson, E.H., Hoffman, J.R., Fragala, M.S., Cosio-Lima, L. (2013). Excess post-exercise oxygen consumption (epoc) following multiple effort sprint and moderate aerobic exercise. *Kineziologija*, 45(1), 16-21.
- Taskin, H. (2009). Effect of circuit training on the sprint-agility and anaerobic endurance. *J Strength Cond Res*, 23(6), 1803-1810.
- Zagatto, A.M.; Beck, W.R.; & Gobatto, C.A. (2009) Validity of the Running Anaerobic Sprint Test for Assessing Anaerobic Power and Predicting Short-Distance Performances. *Journal of Strength & Conditioning Research*, 23(6), 1820-1827.
- Zagatto, A.M., Redkva, P., Loures, J., et al. (2011). Anaerobic contribution during maximal anaerobic running test: Correlation with maximal accumulated oxygen deficit. *Scand J Med Sci Sports*, 1, 1-9.
- Zemková, E., & Hamar, D. (2004). "All-Out" tethered running as an alternative to Wingate anaerobic test. *Kinesiology*, 36, 165-172.
- Zacharogiannis, E., Paradisis, G., & Tziortzis, S. (2004). An evaluation of tests of anaerobic power and capacity. *Med Sci Sports Exerc*, 36, 116.
- Weber, C.L., & Schneider, D.A. (2002). Increases in maximal accumulated oxygen deficit after high-intensity interval training are not gender dependent. *J Appl Physiol*, 92, 1795-1180.

## PROCJENA ANAEROBNIH SPOSOBNOSTI STUDENATA TJELESNOG ODGOJA I ŠPORTA KOJI SE PRIJAVLJUJU ZA ANAEROBNI SPRINT TEST

### Sažetak

Anaerobne sposobnosti sudjeluju u većini aktivnosti koje karakterizira visoki intenziteta i kratko trajanje aktivnosti. U ovom tipu akcije dominantna je aktivnost submaksimalnog i maksimalnog intenziteta. Uvjetovano je i dobrom funkcijom kardiovaskularnog i dišnog sustava, morfološkog statusa, metabolizma, strukture mišića, itd. Istraživanje je provedeno s ciljem ocjenjivanja anaerobne sposobnosti studenata Fakulteta za fizičku kulturu i šport u Istočnom Sarajevu i Novom Sadu primjenom Running Anaerobic Sprint Test-a (RAST). Uzorak je uključivao ukupno 40 muških studenata, 20 iz Istočnog Sarajeva (dob  $21 \pm 0,5$  godina, prosječna težina  $76,69 \pm 6$ ,  $61$  kg) i 20 studenata iz Novog Sada (dob  $20 \pm 0,5$  godine, prosječna težina  $76,75 \pm 9,49$  kg). Rezultati su pokazali gotovo identične vrijednosti anaerobnog kapaciteta studenata koji se očekuju za ovu populaciju s malom prednosti studenata Istočnog Sarajeva. Prosječna jakost donjih ekstremiteta studenata Istočnog Sarajeva iznosila je  $594,79$  W, u odnosu na studente u Novom Sadu  $574,12$  W, što je mala razlika koja nije statistički značajna. Nešto veći prosječni indeks umora zabilježen kod studenata iz Novog Sada od  $8,45$  sugerira slabiji stanje anaerobnih sposobnosti u odnosu na uzorak u Istočnom Sarajevu, vs nižom tolerancije na lactate.

**Ključne riječi:** anaerobne sposobnosti, vrednovanje, Running Anaerobic Sprint Test (RAST), studenti

Received: August 18, 2015

Accepted: December 5, 2015

Correspondence to:

Assoc. Prof. Ratko Pavlovic, PhD

University of East Sarajevo

Faculty of Physical Education and Sport

RS-Bosnia & Herzegovina

Tel: +387 (65) 934-131

E-mail: pavlovicratko@yahoo.com